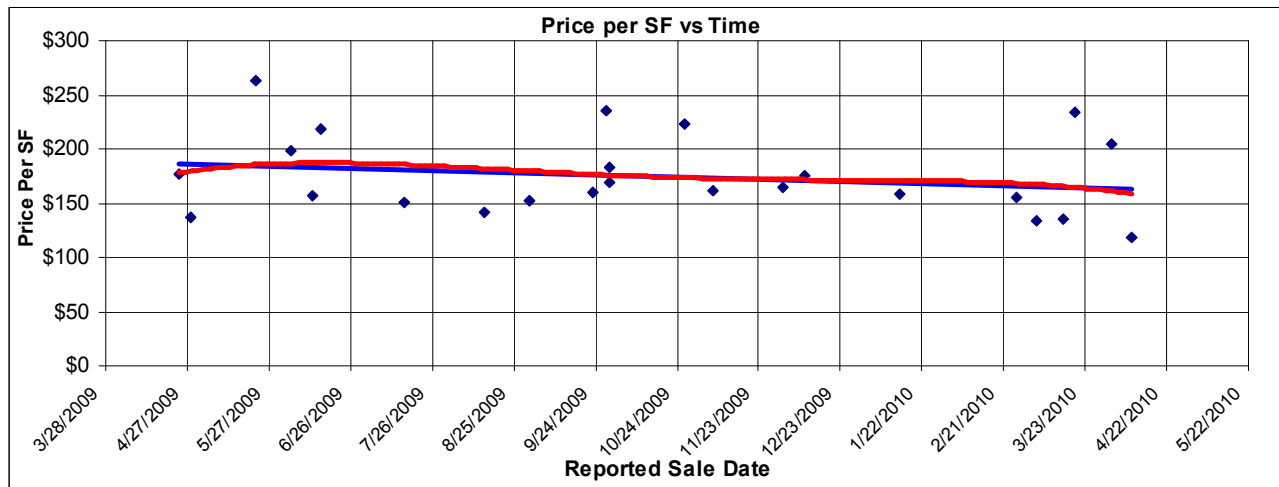
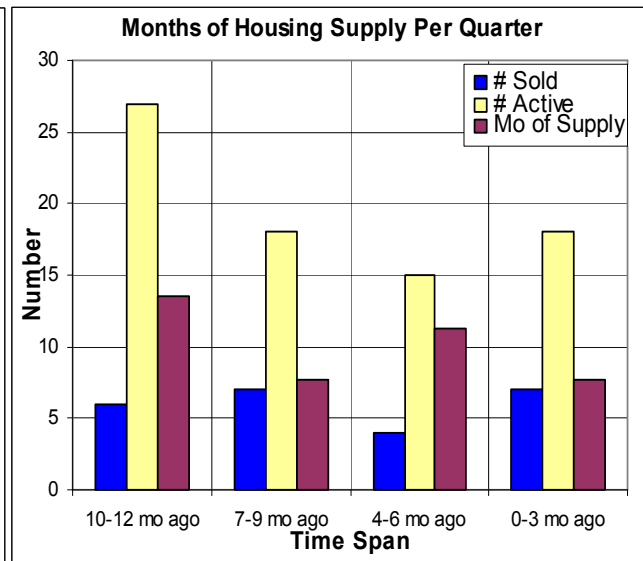
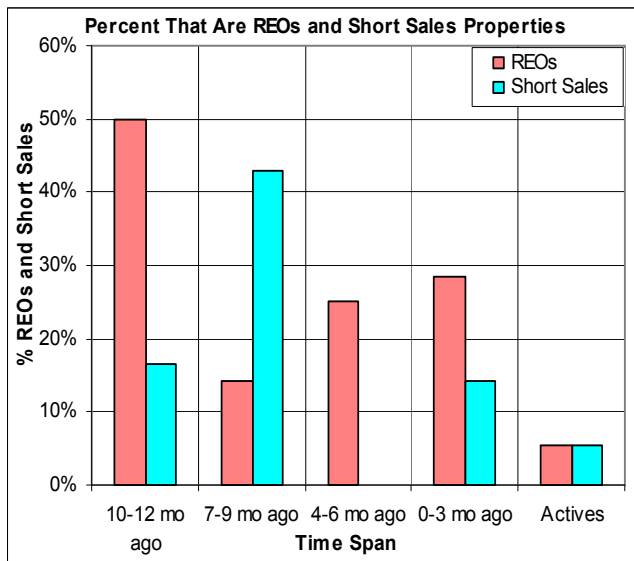


## The Past Year in South Nevada County



This is for single family residences in area 13111, south Nevada County, excluding LOP. This includes also the REOs and Short Sales. The graph above shows sale prices over time, and indicates a decrease of value of 15% in the past year. Below we see the percentage of REOs and Short Sales, which were between 0 and 50% of the market. In the graph at bottom right we see the number of Sales (dark blue bars), the number of Actives (yellow bars) and the months of supply (dark red bars). (4/15/2010).



**Don Machholz of Don's Appraisals**

**Your Professional Appraiser**

Call (530) 320-8204 for graphs of other areas

List price appraisals to help set/reset price of house for about \$250

Other types of appraisals also available

[www.donsappraisals.com](http://www.donsappraisals.com)

[donthepraiser@aol.com](mailto:donthepraiser@aol.com)

Go to my web site for past issues of these handouts