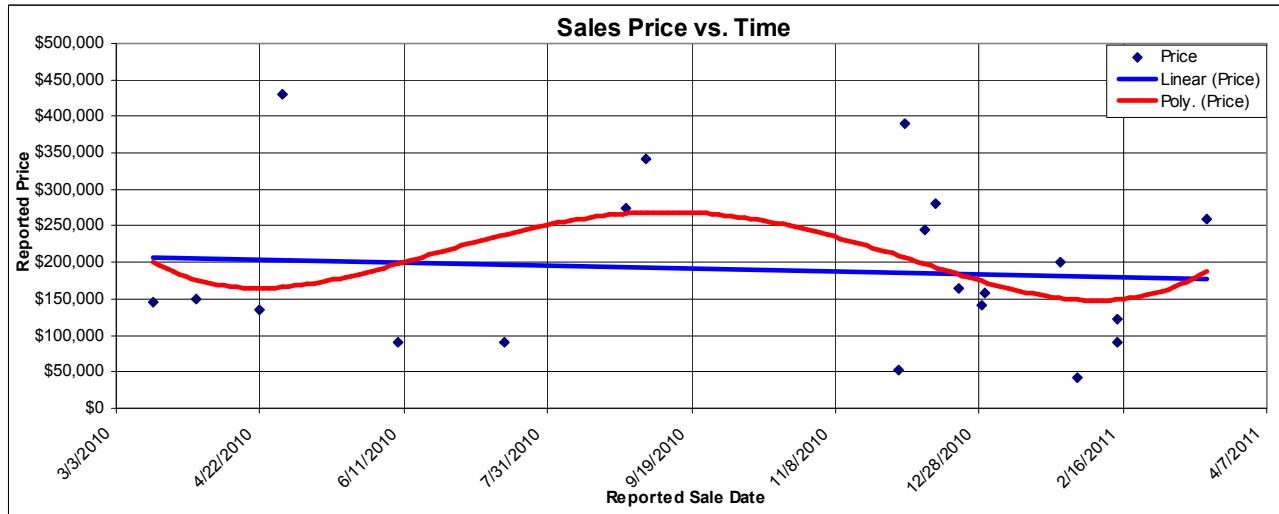
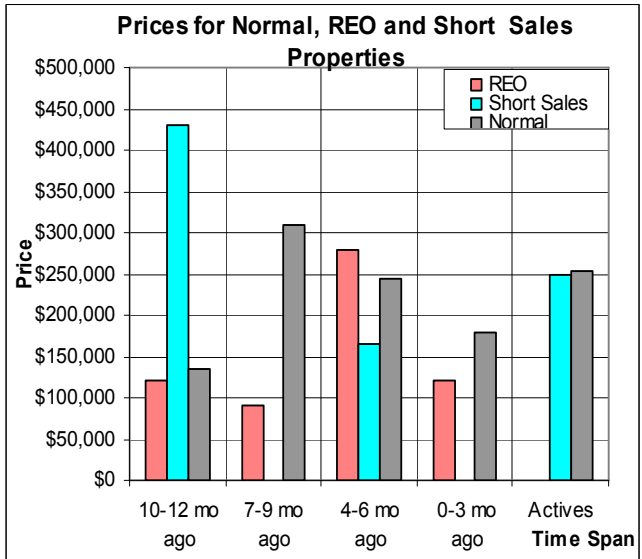
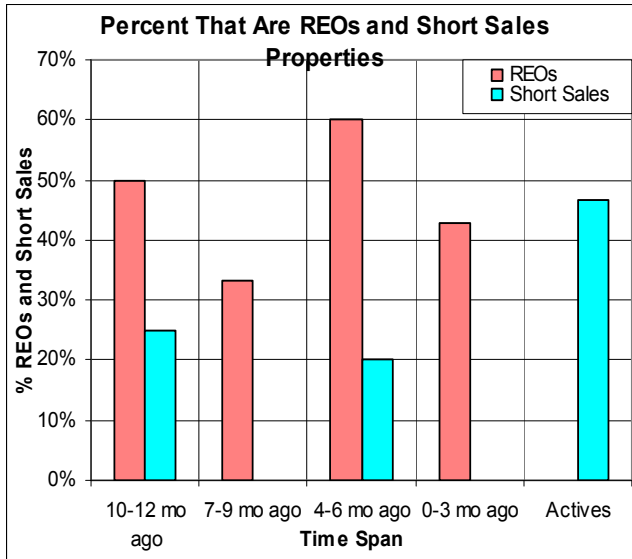


The Past Year in the Area Above Colfax



Here we look at all home sales at the area above Colfax, up through Blue Canyon. This includes the short sales and REOs (foreclosed properties). The blue line is linear, while the red line is more sensitive to the individual values. It shows an increase in values in the autumn, with a decrease since then. The price per SF chart shows an overall increase of the year. The percentage of REOs (pink bars in the chart below) has been around 50%, with few short sales. Prices for each category are shown at lower right. 3/24/2011.



Don Machholz of Don's Appraisals Your Professional Appraiser

List price appraisals to help set/reset price of house for about \$250

Other types of appraisals also available

(530) 320-8204 donthepraiser@aol.com

www.donsappraisals.com

Go to my web site for past issues of these handouts

Lenders: To order an appraisal go to www.appraisalconnectioncenter.com