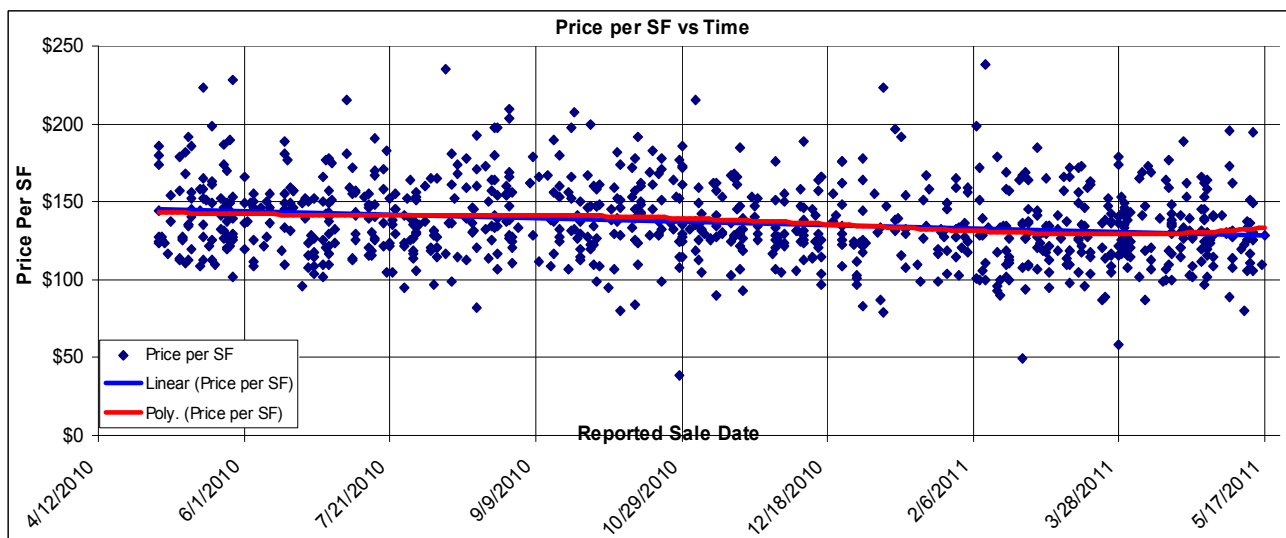
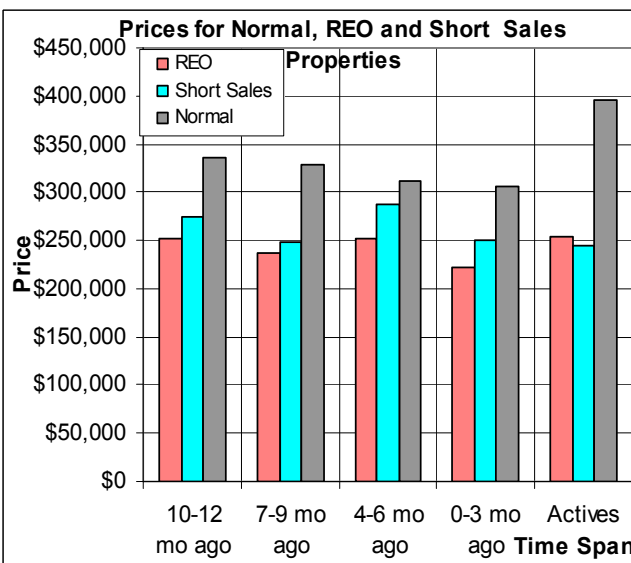
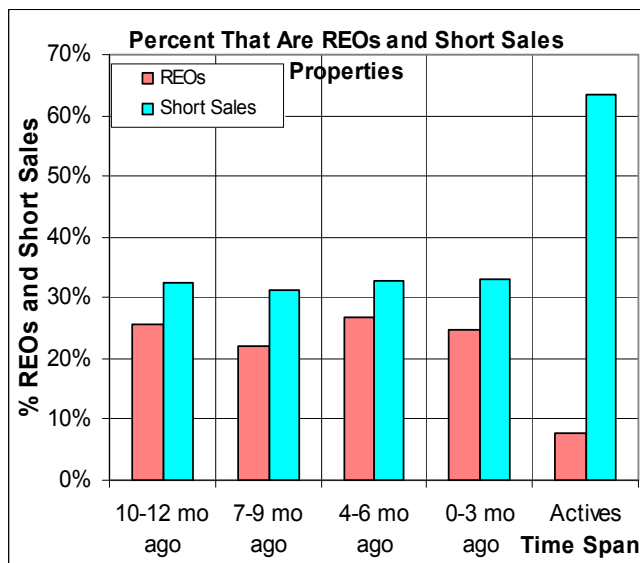


The Past Year In Rocklin



Here we look at all home sales in Rocklin. This includes the short sales and REOs (foreclosed properties). The blue line is linear, while the red line is more sensitive to the individual values. This price per SF chart indicates a decrease of prices of 11% in the past year. The percentage of REOs (pink bars in the chart below) has been low, as have the percentage of short sales. Prices for each category are shown in the chart at below right. 5/19/2011.



Don Machholz of Don's Appraisals Your Professional Appraiser

List price appraisals to help set/reset price of house for about \$250

Other types of appraisals also available

(530) 320-8204 donthepraiser@aol.com

www.donsappraisals.com

Go to my web site for past issues of these handouts

Lenders: To order an appraisal go to www.appraisalconnectioncenter.com