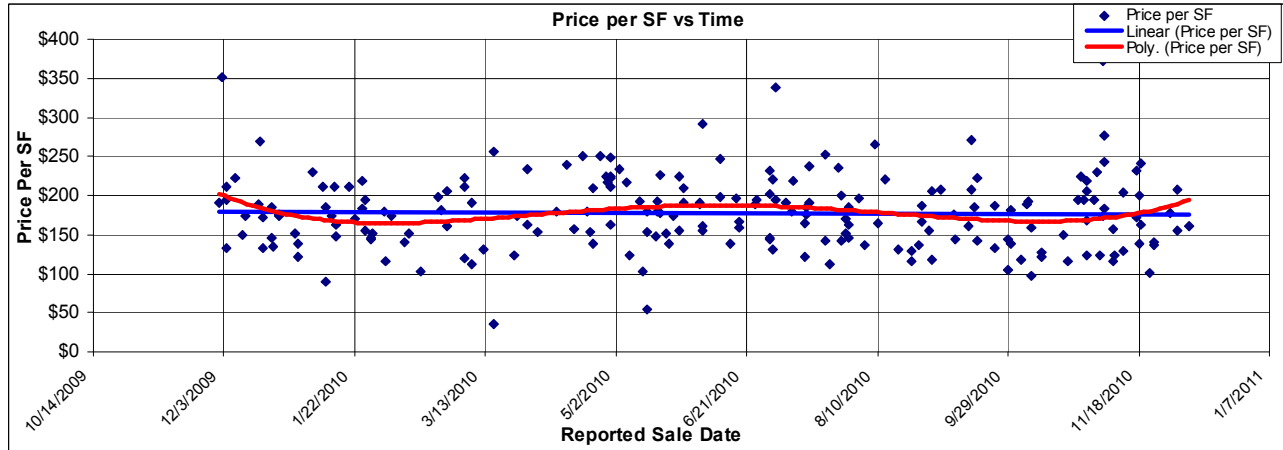
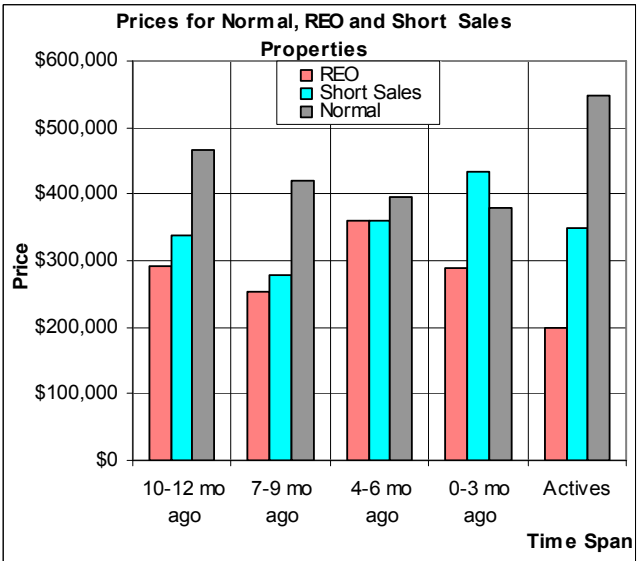
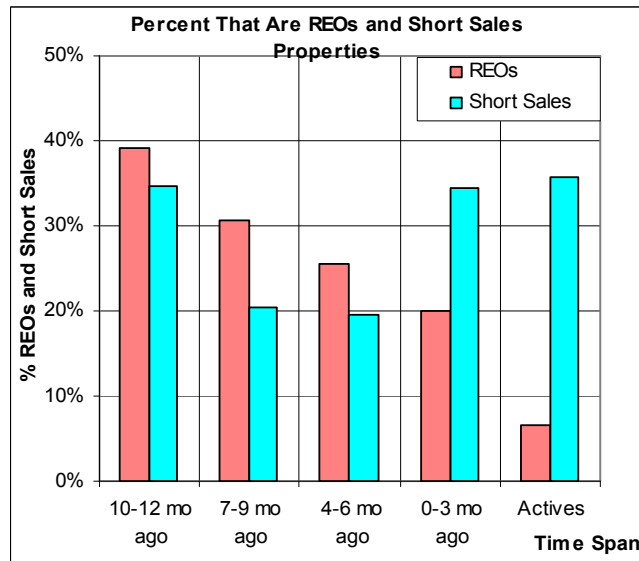


The Past Year In Newcastle, Ophir, Penryn and Loomis



Here we look at all home sales in Newcastle, Ophir, Penryn and Loomis. This includes the short sales and REOs (foreclosed properties). The blue line is linear, while the red line is more sensitive to the individual values. Prices have stayed fairly stable (when measured by price per SF) over the past year. The percentage of REOs (pink bars in the chart below) had decreased steadily, while the percentage of short sales (blue bars) has increased. Prices for each category are shown in the chart at below right, if we look at only the normal sales (gray bars), they are decreasing. 12/09/2010.



Don Machholz of Don's Appraisals
Your Professional Appraiser

List price appraisals to help set/reset price of house for about \$250

Other types of appraisals also available

(530) 320-8204 donthepappraiser@aol.com

www.donsappraisals.com

Go to my web site for past issues of these handouts

Lenders: To order an appraisal go to www.appraisalconnectioncenter.com