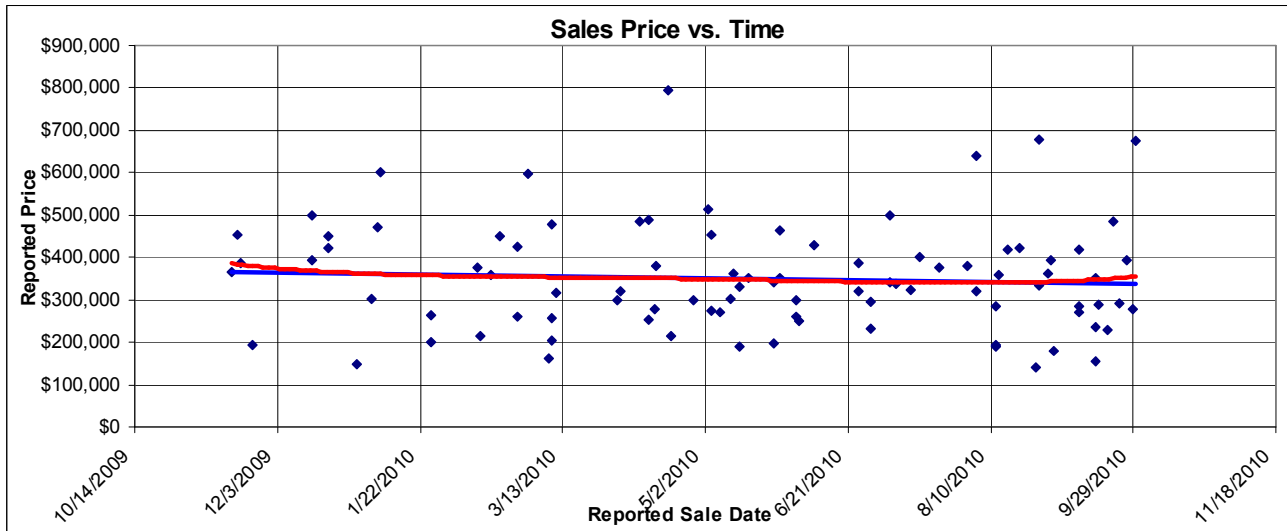
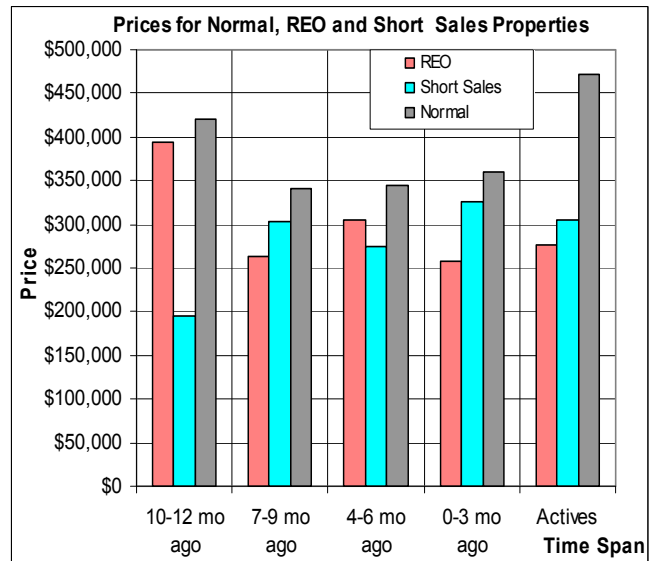
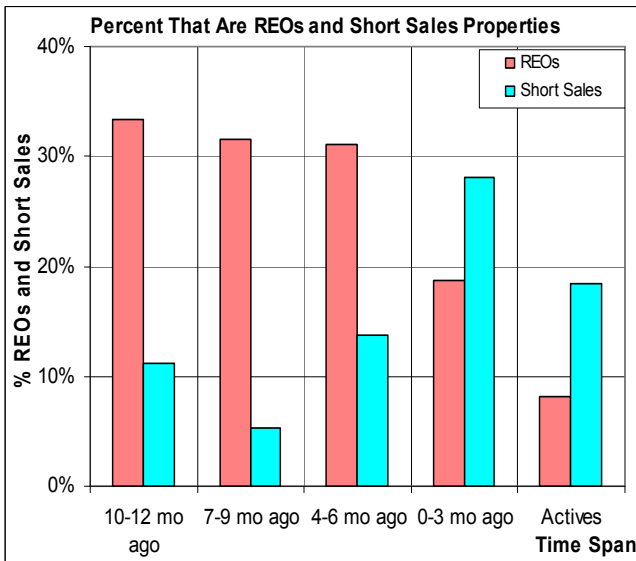


The Past Year in Nevada City



This study gathers home sales in Nevada City for homes between 1200 and 3600 SF, built from 1960 to 2005, and on lots of 0.2 to 10 acres. It includes REOs and Short Sales. The blue line is linear, and indicates a decline of prices of only 8% in the past year. The past two months shows an increase. The red trend line is more sensitive to the data points. The graphs below show the decreasing percentage of REO sales (pink bars), with some increase in short sales (blue bars). The price for each is shown below. 10/6/2010.



Don Machholz of Don's Appraisals

Your Professional Appraiser

Call (530) 320-8204 for graphs of other areas

List price appraisals to help set/reset price of house for about \$250

Other types of appraisals also available

www.donsappraisals.com

donthepraiser@aol.com

Go to my web site for past issues of these handouts