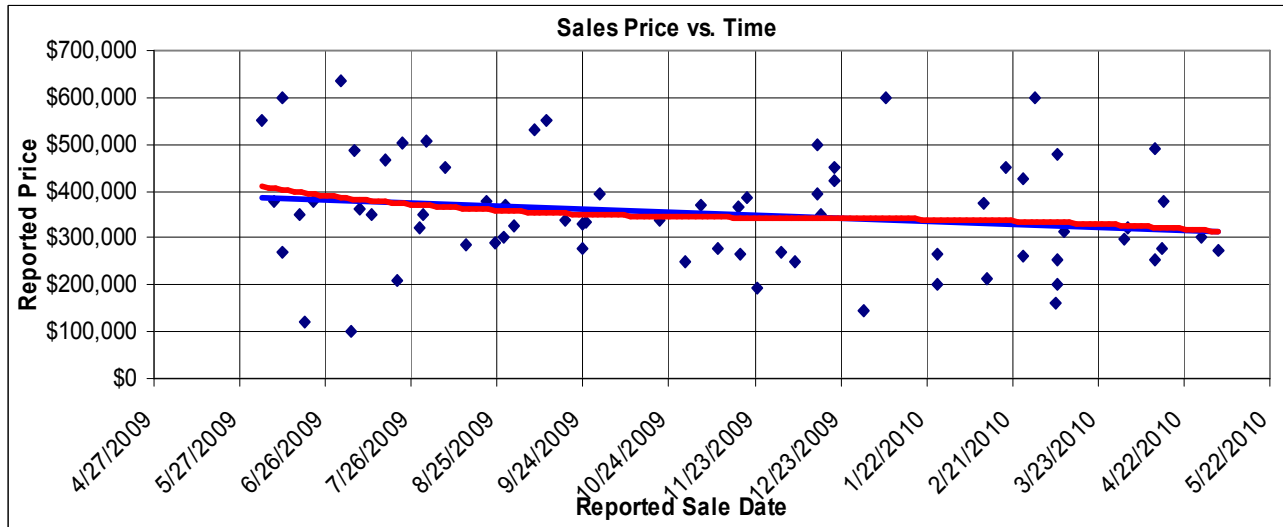
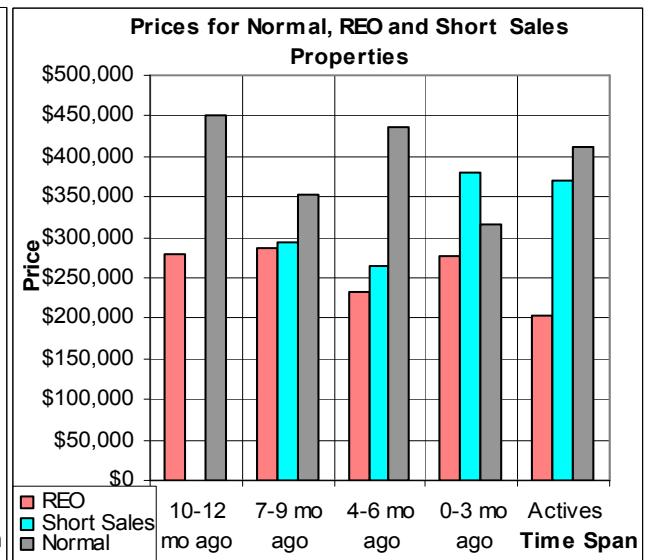
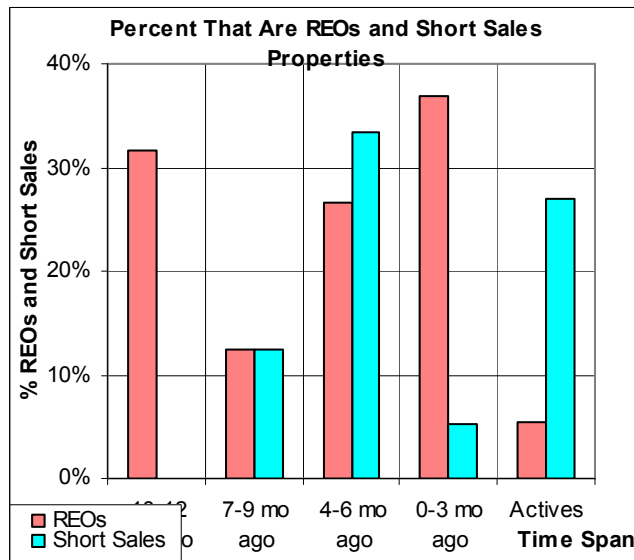


The Past Year in Nevada City



This is for an average home in Nevada City, it includes REOs and Short Sales. The blue line is linear, and indicates a decline of prices of 18% in the past year. The red trend line is more sensitive to the data points. The graphs below show the increasing percentage of REO sales (pink bars), and that they usually, but not always, sell for less than normal sales. 5/12/2010



Don Machholz of Don's Appraisals

Your Professional Appraiser

Call (530) 320-8204 for graphs of other areas

List price appraisals to help set/reset price of house for about \$250

Other types of appraisals also available

www.donsappraisals.com

dontheppraiser@aol.com

Go to my web site for past issues of these handouts