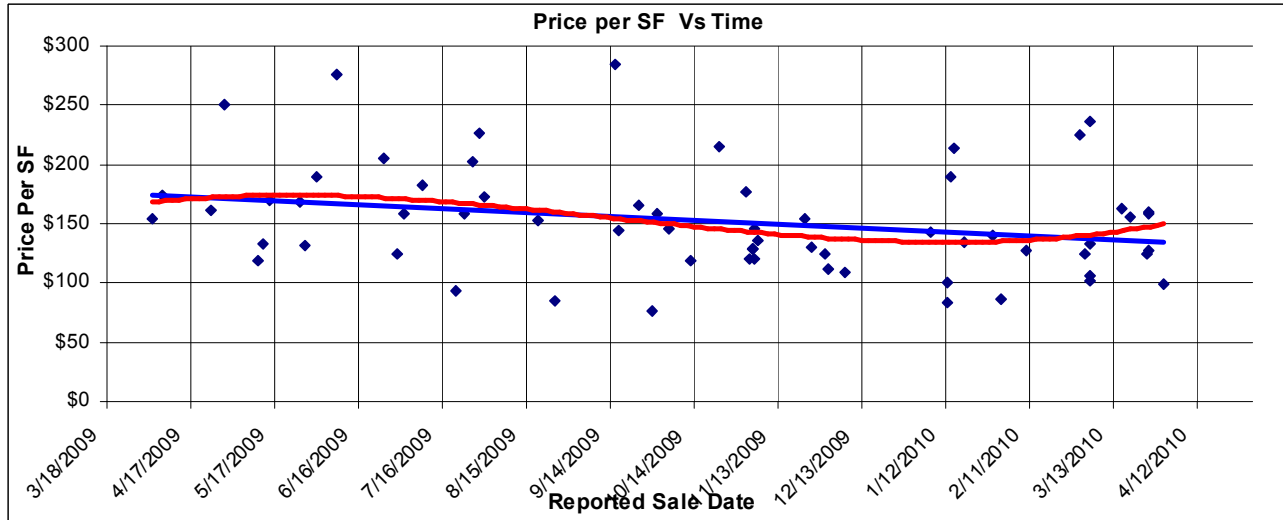
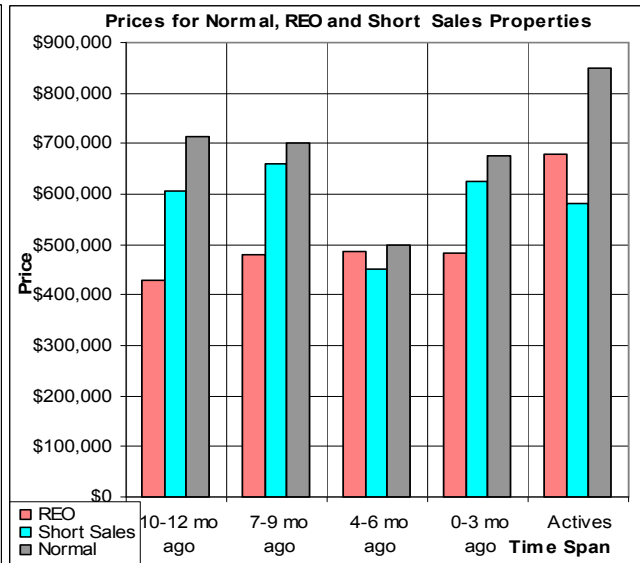
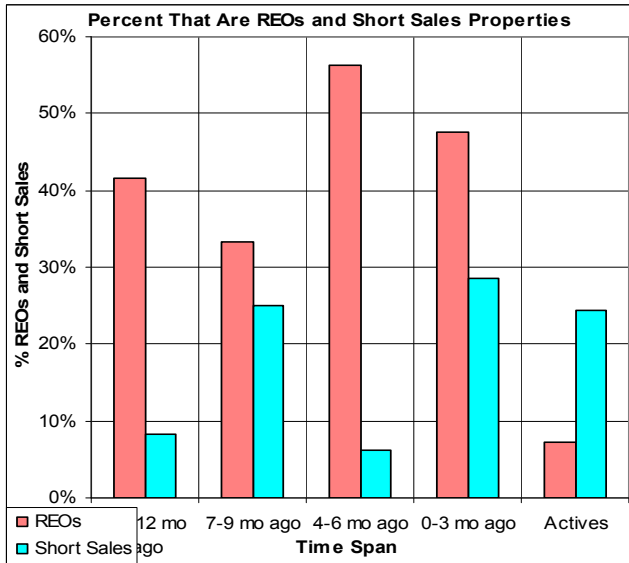


The Past Year For Large Homes in Auburn



This is for the City of Auburn, for homes of 3,000 SF and more. This includes also the REOs and Short Sales. The above graph shows a linear decrease of prices of 24% over the past year, but the polynomial trend, the red line, more sensitive to the individual sales, shows a far less decrease. The charts below show us that REOs (pink bars) have been part of the market, but have decreased recently. They typically sell for much less than normal sales. (4/01/2010).



Don Machholz of Don's Appraisals

Your Professional Appraiser

Call (530) 320-8204 for graphs of other areas

List price appraisals to help set/reset price of house for about \$250

Other types of appraisals also available

www.donsappraisals.com

donthepraiser@aol.com

Go to my web site for past issues of these handouts

For comet news visit www.thecomethunter.com