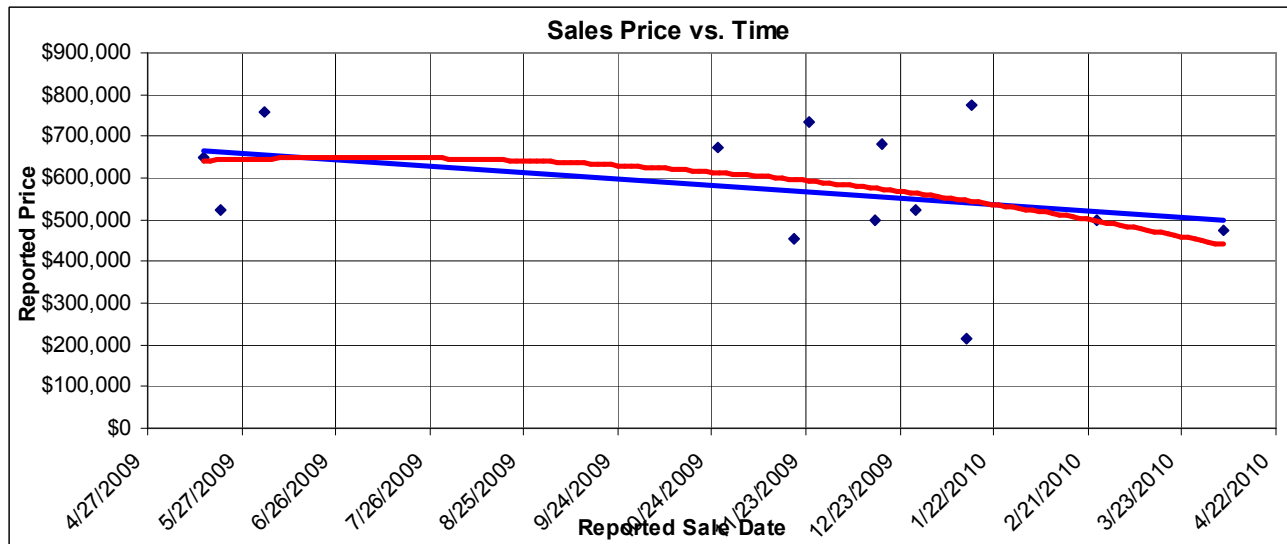
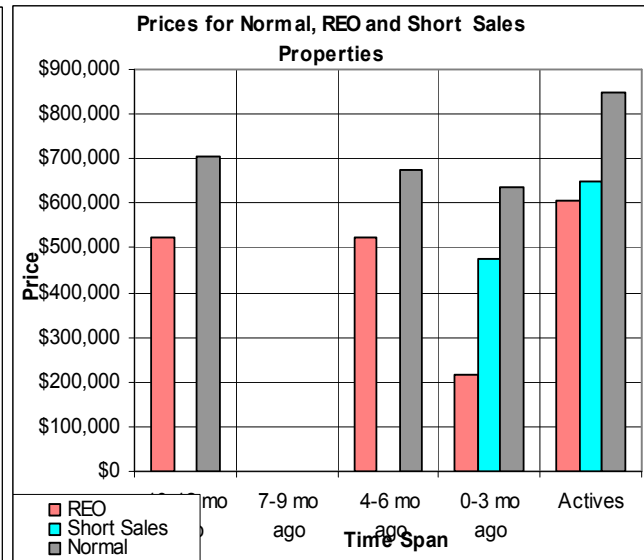
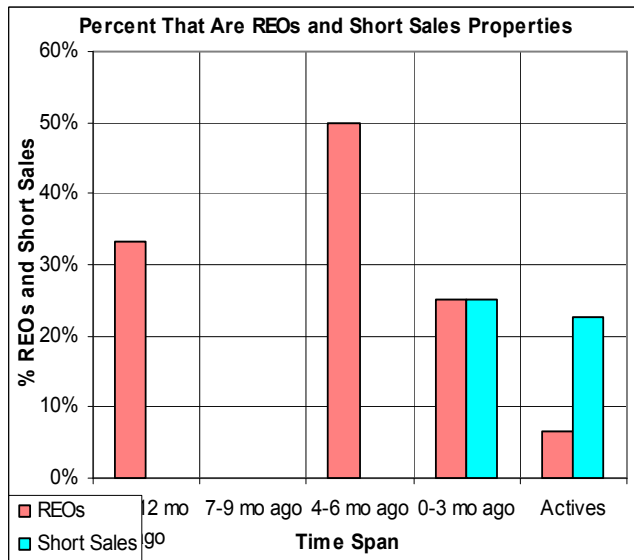


## The Past Year For Large Homes in Nevada City



This is for Nevada City, for homes of 3,000 SF and more. This includes also the REOs and Short Sales. The above graph shows a linear decrease of prices of 24% over the past year. The greatest number of sales occurred between October and the end of the year. The charts below show us that REOs (pink bars) have been part of the market, but have decreased recently. They typically sell for much less than normal sales. (4/07/2010).



**Don Machholz of Don's Appraisals**

**Your Professional Appraiser**

Call (530) 320-8204 for graphs of other areas

List price appraisals to help set/reset price of house for about \$250

Other types of appraisals also available

[www.donsappraisals.com](http://www.donsappraisals.com)

[donthepappraiser@aol.com](mailto:donthepappraiser@aol.com)

Go to my web site for past issues of these handouts

For comet news visit [www.thecomethunter.com](http://www.thecomethunter.com)