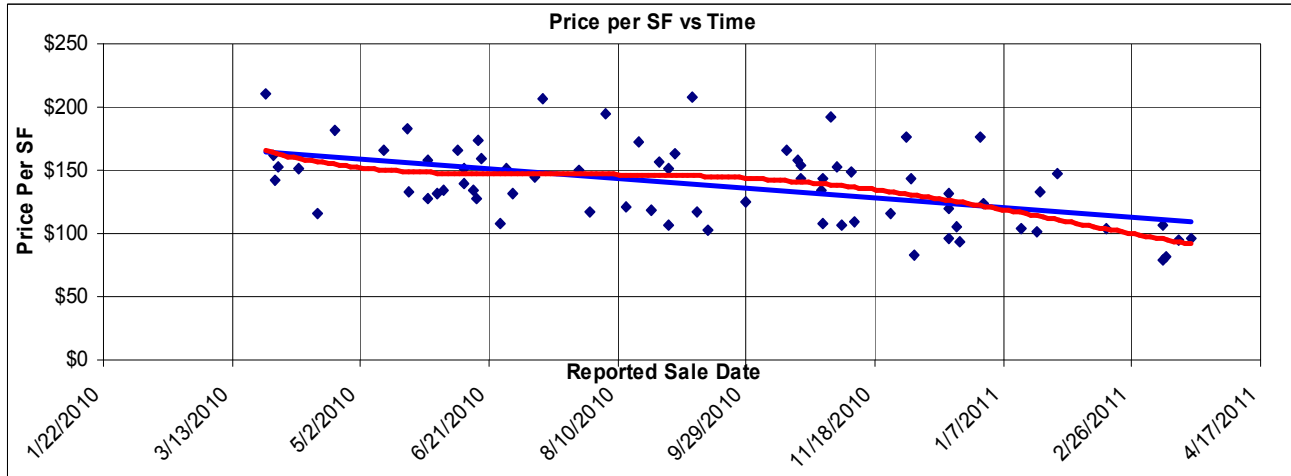
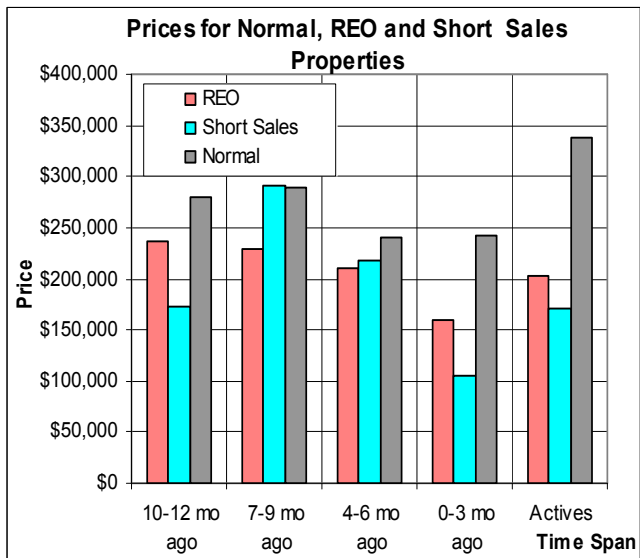
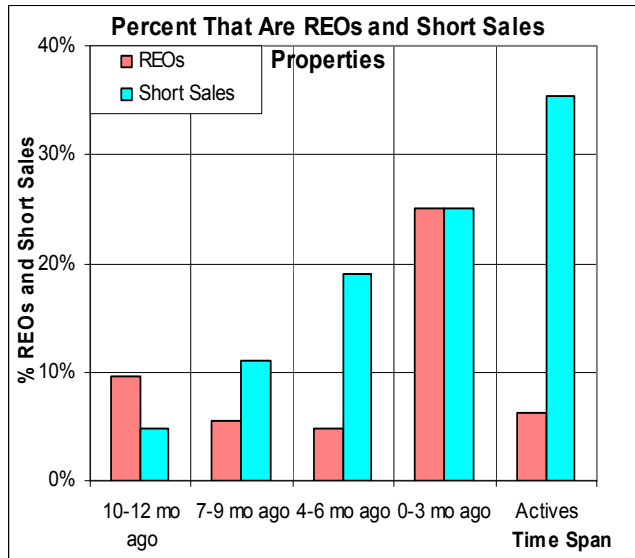


The Past Year At Lake Wildwood



Here we look at all home sales at the Lake Wildwood subdivision, except for the lakefront properties. This includes the short sales and REOs (foreclosed properties). The blue line is linear, while the red line is more sensitive to the individual values. This price per SF chart indicates a decrease of prices of 32% in the past year. The percentage of REOs (pink bars in the chart below) has increased recently, adding to that decline, while the percentage of short sales (blue bars) has steadily increased. Prices for each category are shown in the chart at below right. 3/23/2011.



Don Machholz of Don's Appraisals
Your Professional Appraiser

List price appraisals to help set/reset price of house for about \$250
 Other types of appraisals also available
 (530) 320-8204 donthepraiser@aol.com
www.donsappraisals.com

Go to my web site for past issues of these handouts

Lenders: To order an appraisal go to www.appraisalconnectioncenter.com