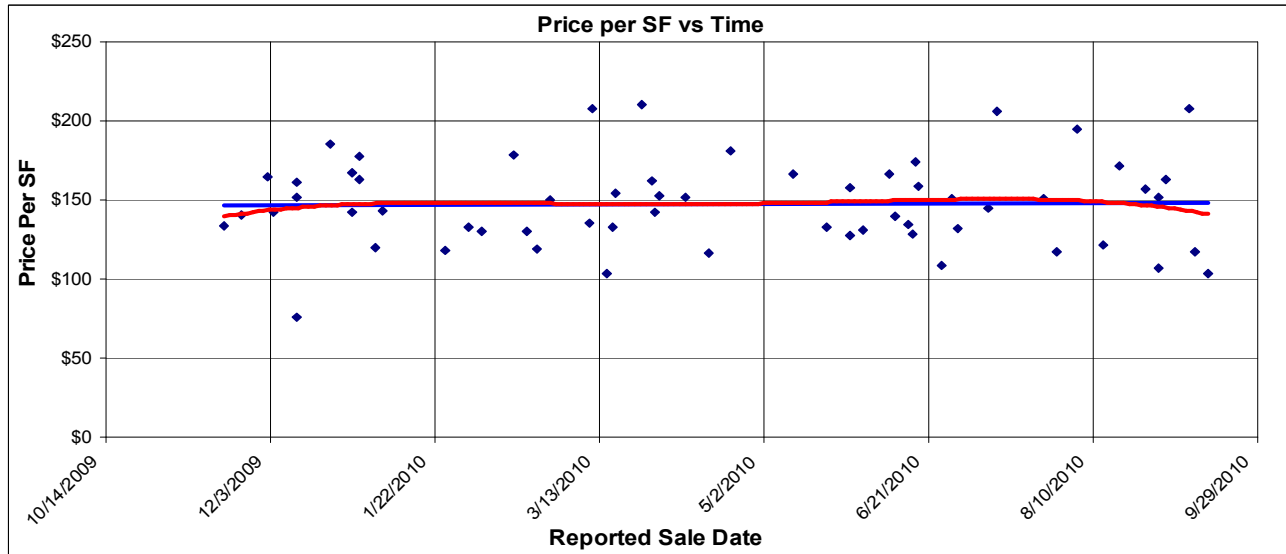
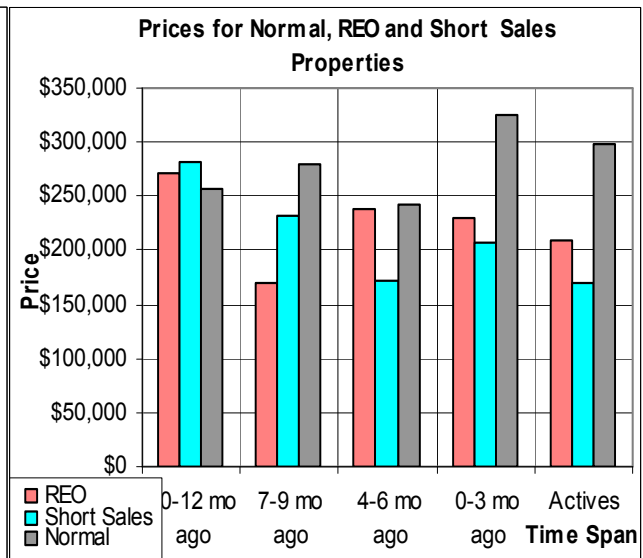
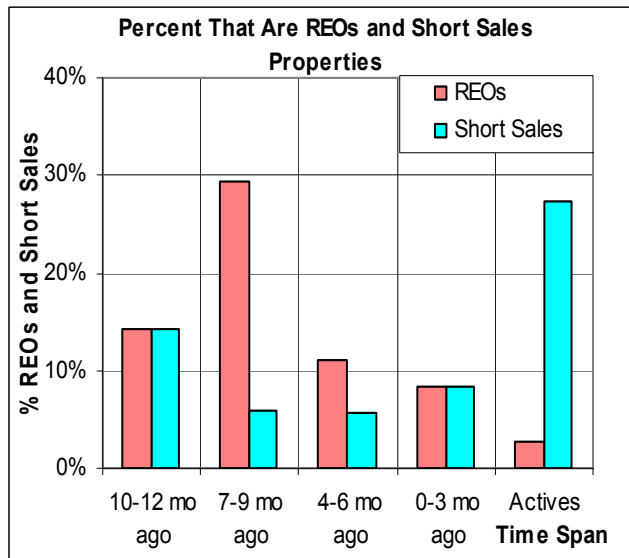


# The Past Year At Lake Wildwood



This is for single family residences in the Lake Wildwood subdivision. This includes also the REOs and Short Sales. The graph above shows sale price per square foot over time, and indicates a slight increase in price over the past year. Another graph (not shown) of price trends shows a large increase in total price paid. The reason is that as the past year progressed, larger and larger homes were sold and they generally sell for less per SF. Meanwhile the percentage of REOs (pink bars) has decreased while short sales remain low. (10/13/10).



**Don Machholz of Don's Appraisals**  
**Your Professional Appraiser**

Call (530) 320-8204 for graphs of other areas

List price appraisals to help set/reset price of house for about \$250

Other types of appraisals also available

[www.donsappraisals.com](http://www.donsappraisals.com)

[donthepraiser@aol.com](mailto:donthepraiser@aol.com)

Go to my web site for past issues of these handouts