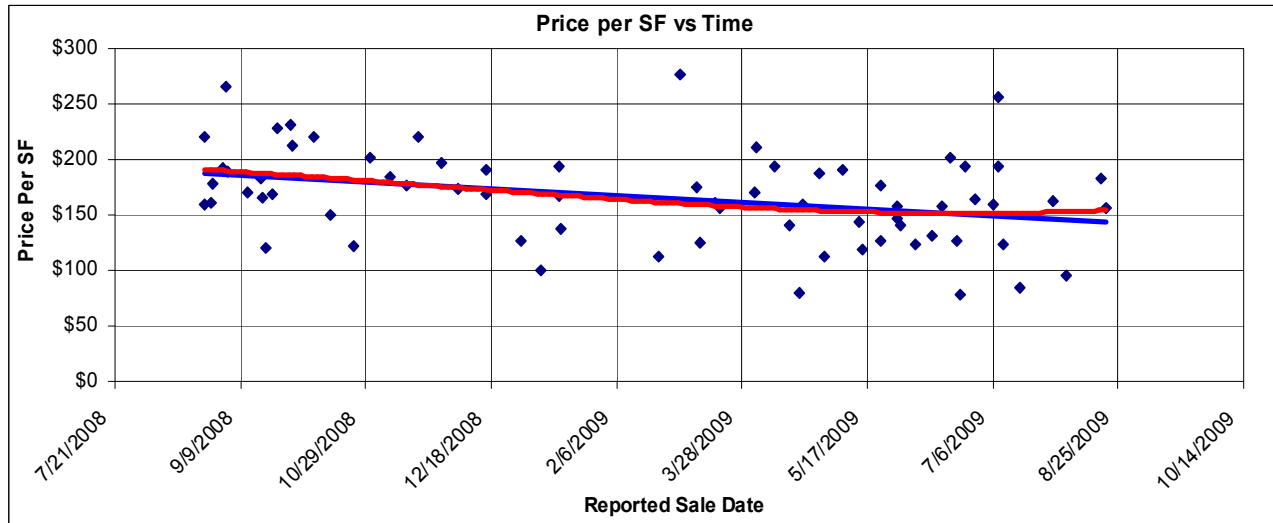
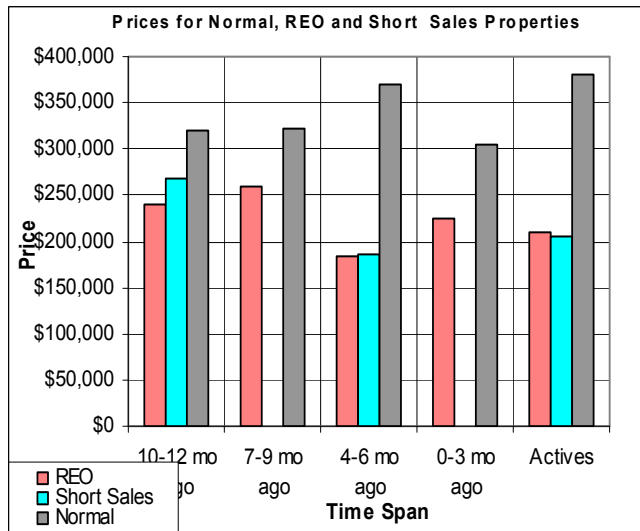
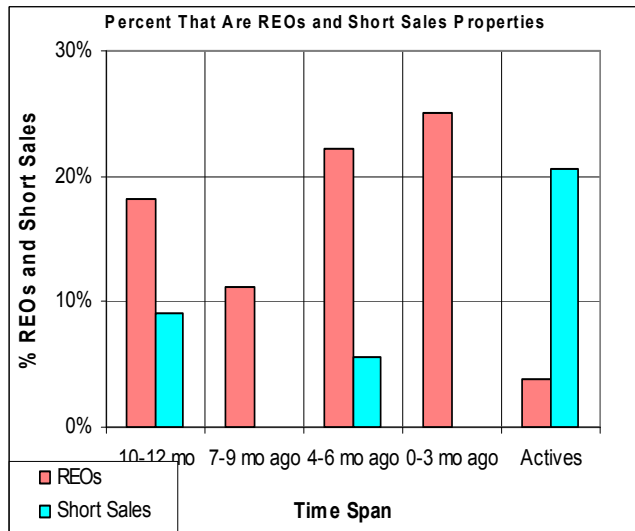


The Past Year in the Lake Wildwood Subdivision



This is for non-lakefront homes and for those that sold or are listed for under \$750k. This includes REOs and Short Sales. The blue trend line is linear, while the red one is polynomial, more sensitive to the data. The blue line shows a decrease of prices of 24% over the past year. Most of that decrease took place over 6 months ago. Note below that the percentage of sales that are REOs has been increasing steadily during the past nine months. Typically, REOs sell for less than normal sales, and this is seen in the graph to the lower right. 8/26/2009.



Don Machholz of Don's Appraisals

Your Professional Appraiser

Call (530) 320-8204 for graphs of other areas

List price appraisals to help set/reset price of house for about \$250

Other types of appraisals also available

www.donsappraisals.com

donthepappraiser@aol.com

Go to my web site for past issues of these handouts