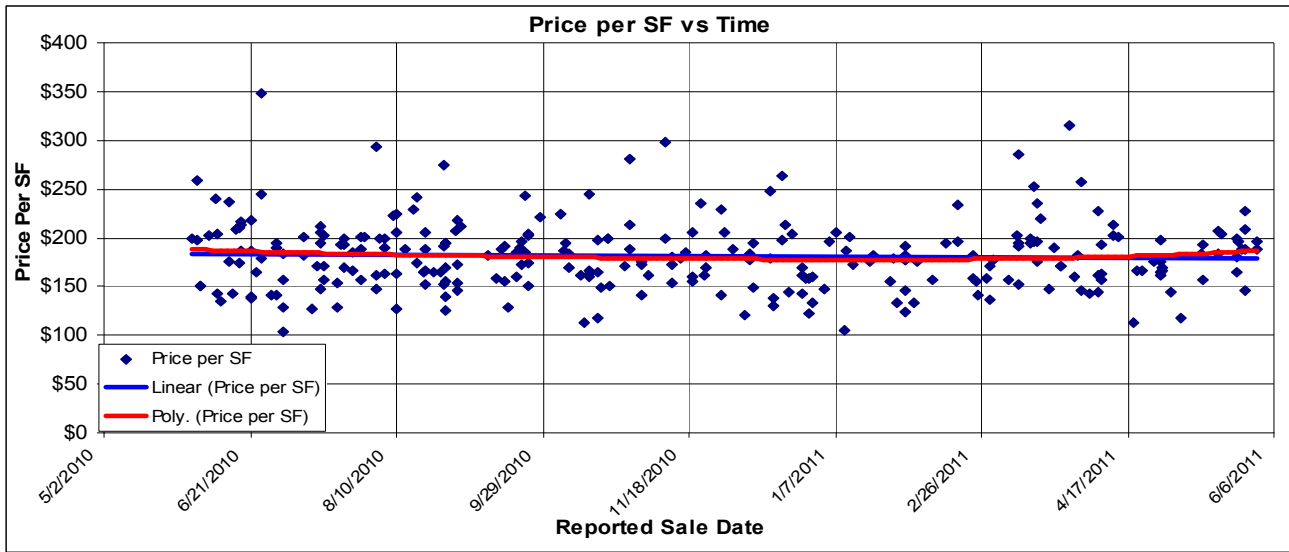
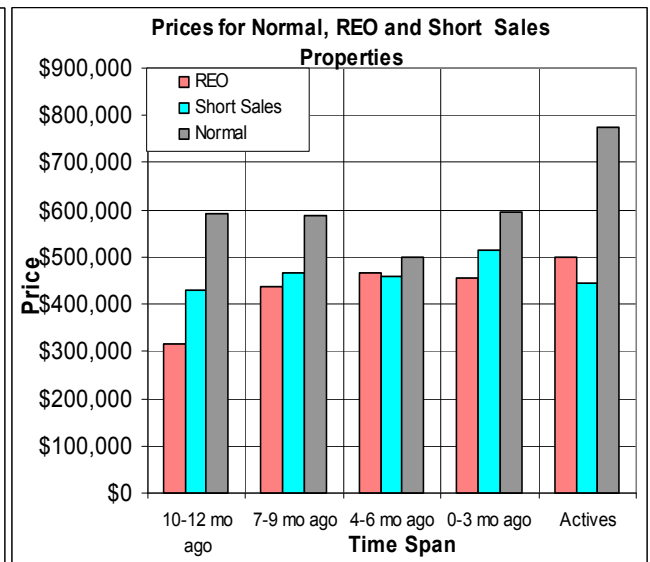
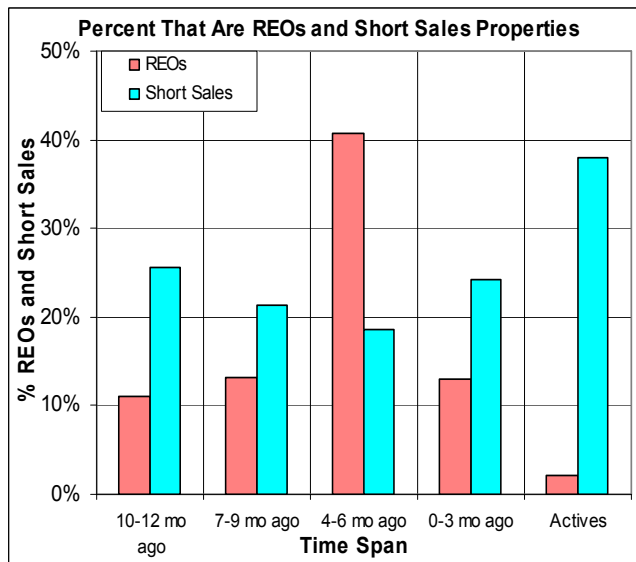


The Past Year In Granite Bay



Here we look at home sales in Granite Bay during the past year. This includes the short sales and REOs (foreclosed properties). The blue line is linear, while the red line is more sensitive to the individual values. This price per SF chart indicates a decrease of prices of only 2% in the past year. The percentage of REOs (pink bars in the chart below) hit a peak of 40% some 4-6 months ago, while the percentage of short sales (blue bars) remains under 25%. Prices for each category are shown in the chart at below right. 6/2/2011.



Don Machholz of Don's Appraisals
Your Professional Appraiser

List price appraisals to help set/reset price of house for about \$250

Other types of appraisals also available

(530) 320-8204 donthepappraiser@aol.com

www.donsappraisals.com

Go to my web site for past issues of these handouts

Lenders: To order an appraisal go to www.appraisalconnectioncenter.com