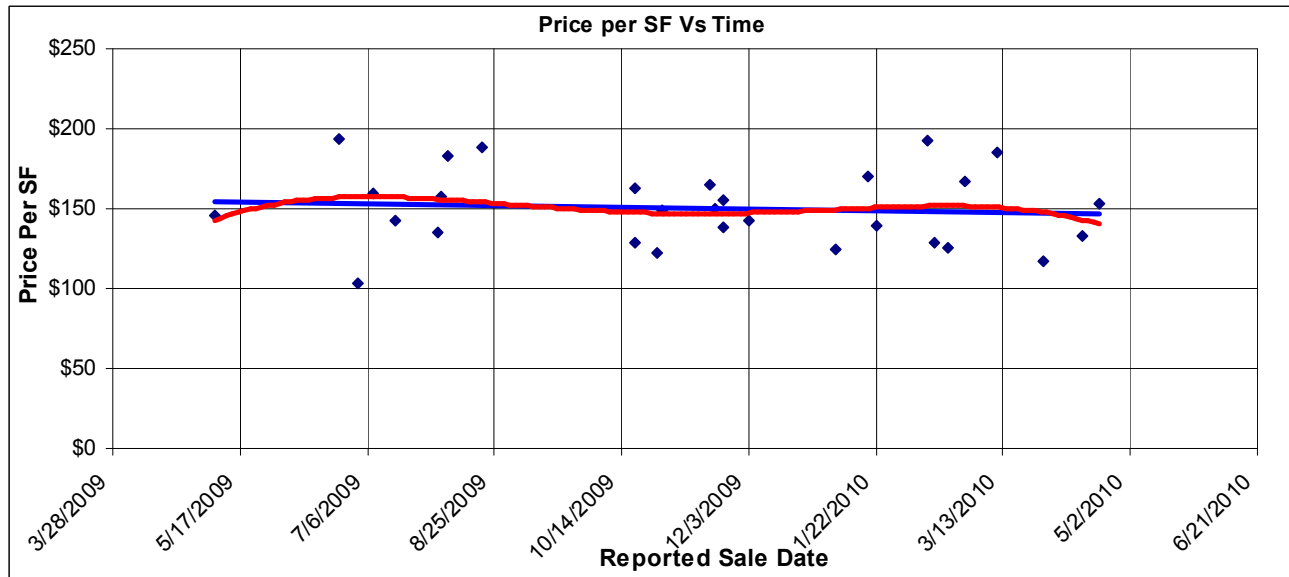
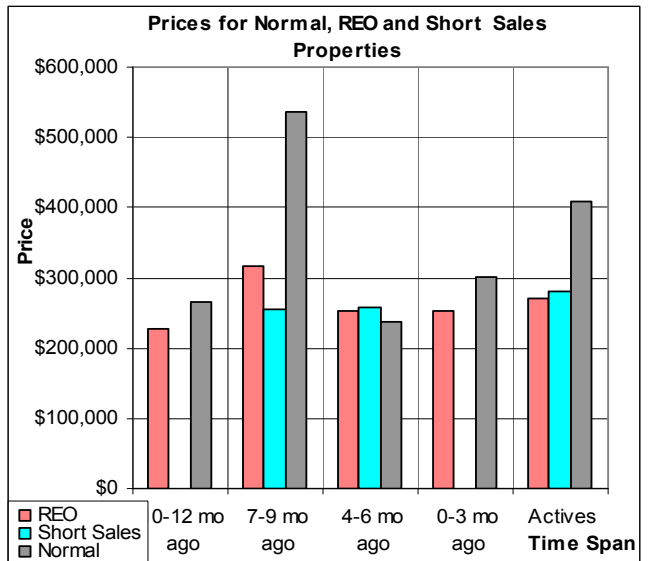
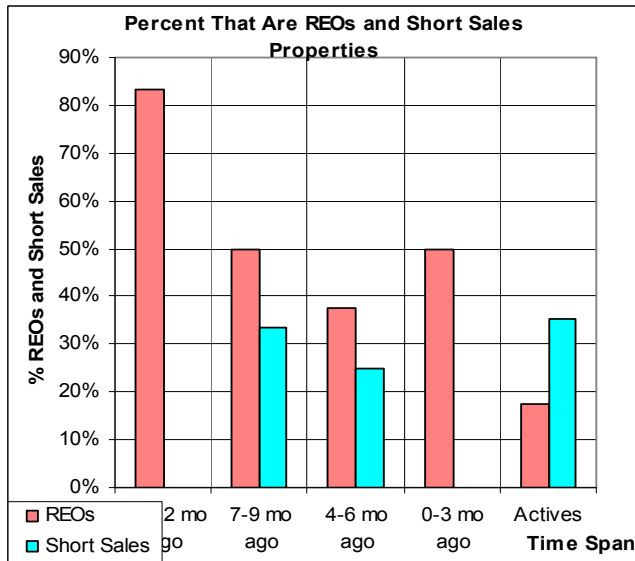


# The Past Year in Colfax



This is for an average home in Colfax, not counting those homes in the Mink Creek Subdivision. It includes REOs and Short Sales. The blue line is linear, and indicates a decline of prices of 4% in the past year. The red trend line is more sensitive to the data points. The graphs below show a hefty but decreasing percentage of REO sales (pink bars), and that they usually sell for less than normal sales. 5/6/2010



**Don Machholz of Don's Appraisals**

**Your Professional Appraiser**

Call (530) 320-8204 for graphs of other areas

List price appraisals to help set/reset price of house for about \$250

Other types of appraisals also available

[www.donsappraisals.com](http://www.donsappraisals.com)

[donthepappraiser@aol.com](mailto:donthepappraiser@aol.com)

Go to my web site for past issues of these handouts