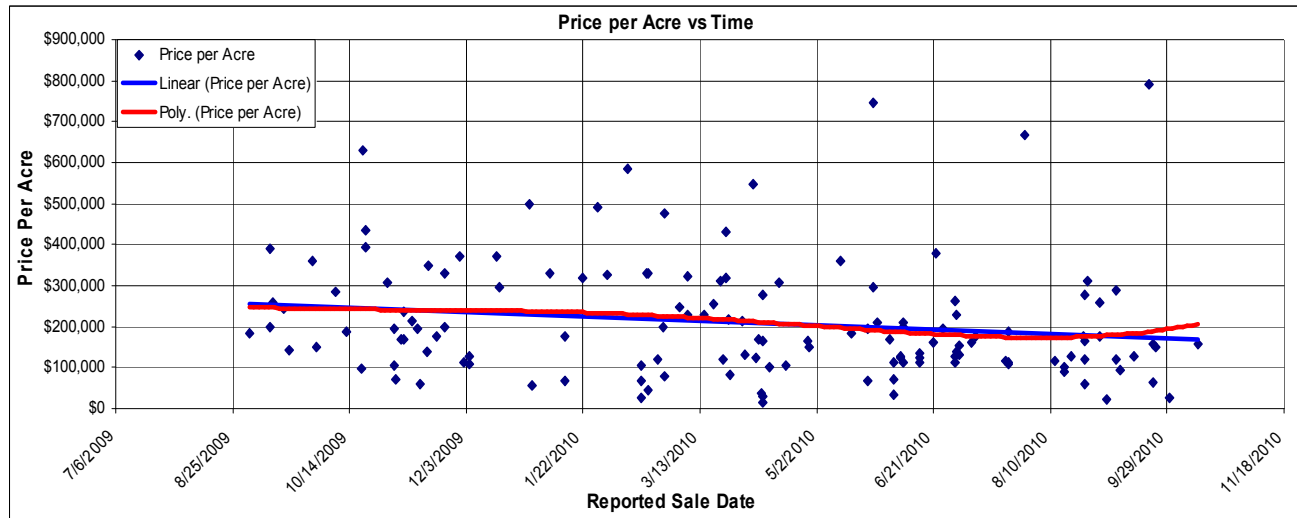
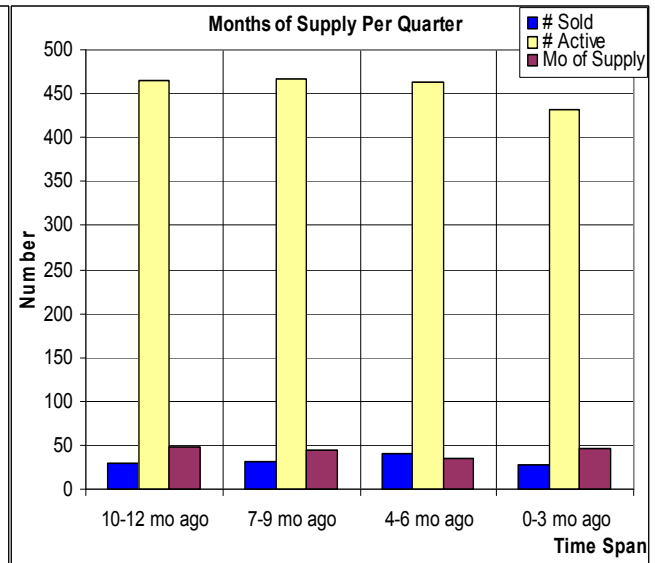
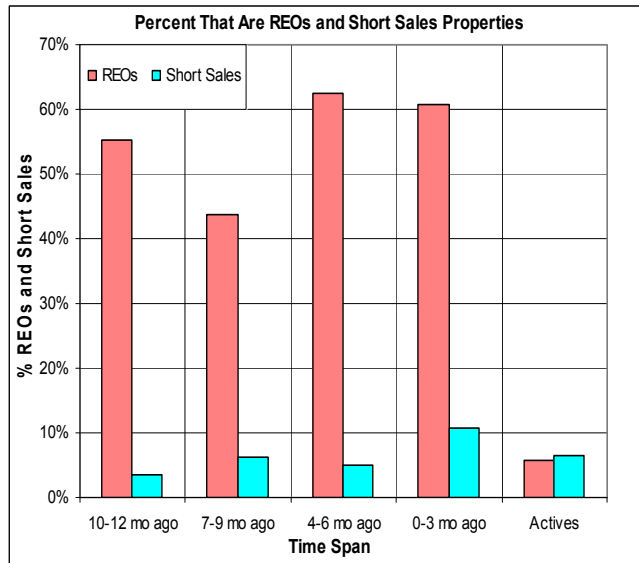


Bare Land In The Past Year



This is for bare land for a radius of about 40 miles. This includes also the REOs and Short Sales. The graph above shows sale price per acre over time, and indicates a decrease in price over the past year. Below we see that many are REO sales (pink bars). At below right we see that a large number of bare land is for sale (yellow bars), with few sales, (blue bars) giving us a 48 month supply of available bare. (10/21/10).



Don Machholz of Don's Appraisals

Your Professional Appraiser

Call (530) 320-8204 for graphs of other areas

List price appraisals to help set/reset price of house for about \$250

Other types of appraisals also available

www.donsappraisals.com

donthepraiser@aol.com

Go to my web site for past issues of these handouts