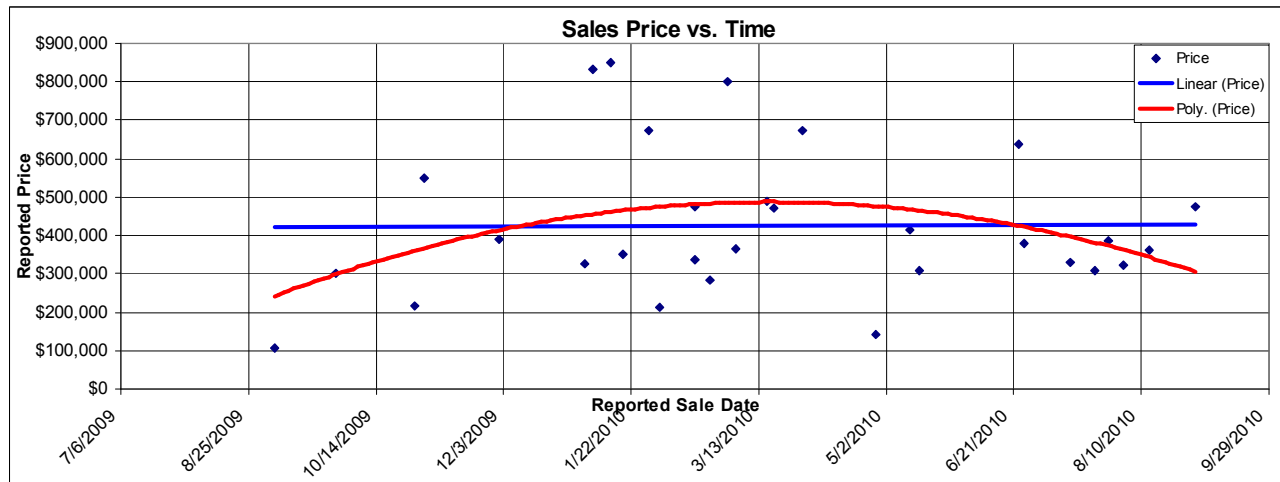
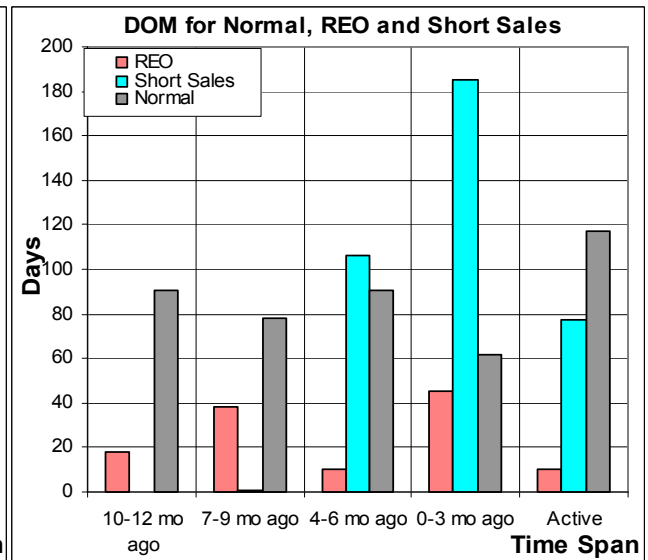
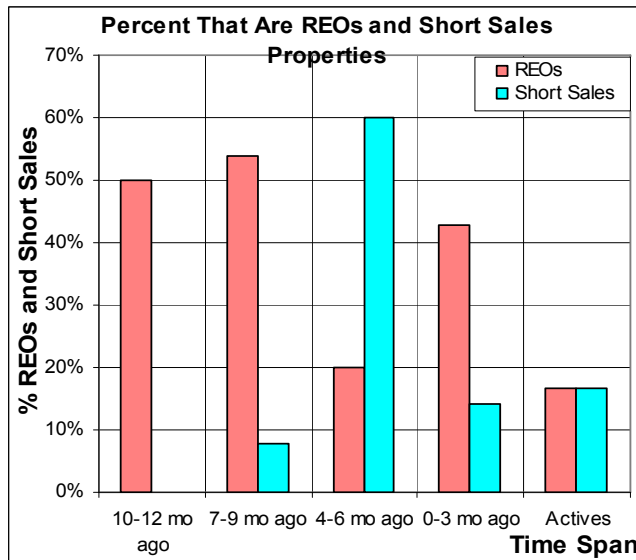


## The Past Year in Area 12306, West Auburn



This is for single family residences in Auburn, area 12306. This includes also the REOs and Short Sales. The graph above shows sale prices over time, and indicates a stable trend, with an increase late last year and a decrease over the last few months. Below we see the percentage of REOs and Shorts Sales, showing a moderate percentage of REOs and some short sales. In the graph at bottom right we see the Days On Market, with REOs having the shortest DOM. (9/23/2010).



**Don Machholz of Don's Appraisals**  
**Your Professional Appraiser**

Call (530) 320-8204 for graphs of other areas

List price appraisals to help set/reset price of house for about \$250

Other types of appraisals also available

[www.donsappraisals.com](http://www.donsappraisals.com)

[dontheppraiser@aol.com](mailto:dontheppraiser@aol.com)

Go to my web site for past issues of these handouts