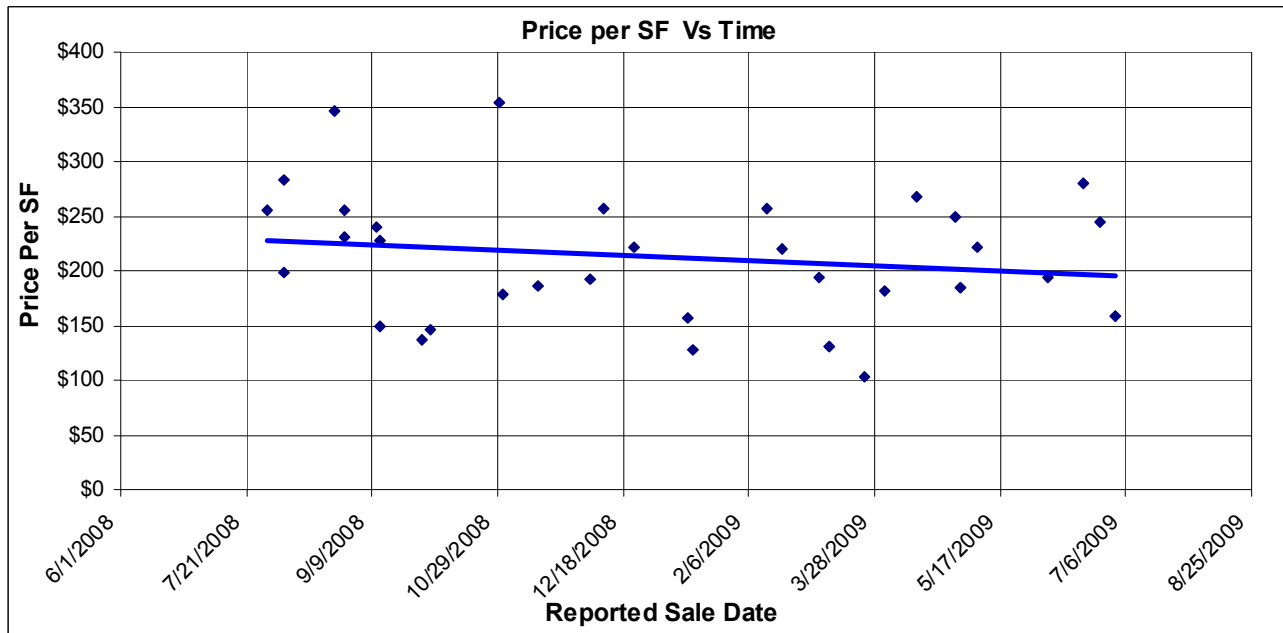
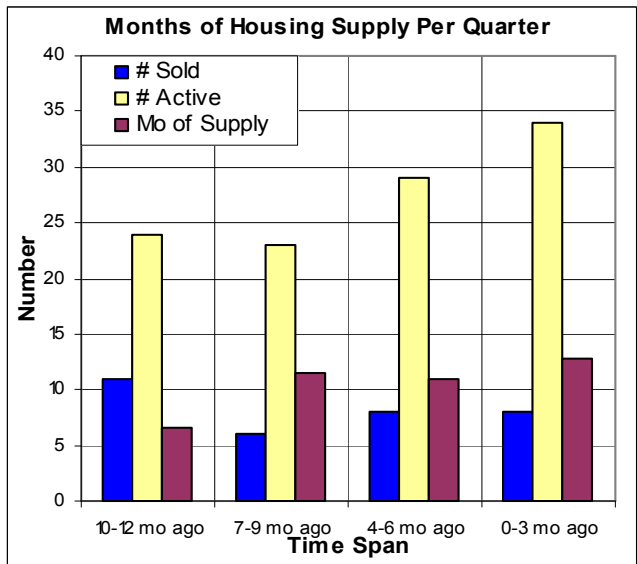
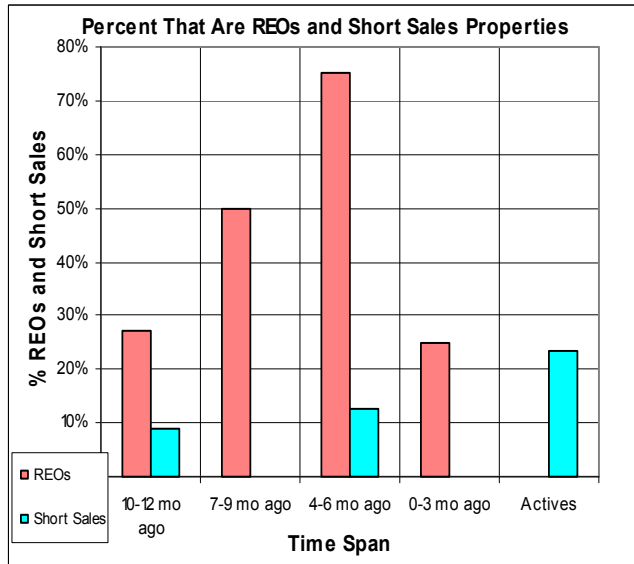


The Past Year in Auburn for Homes on 1 Acre or More



This is for homes on 1 acre or more, of 1000-3600 SF in size and built 1950 through 2005. The top graph shows all sales, including REOs and Short Sales. It indicates a decrease in value of 13% in the past year, less than houses on smaller lots. The lower graphs show the percentage of REOs and Short Sales, and the months of housing supply per quarter. July 9, 2009



Don Machholz of Don's Appraisals
Your Professional Appraiser

Call (530) 320-8204 for graphs of other areas

List price appraisals to help set/reset price of house for about \$250

Other types of appraisals also available

www.donsappraisals.com

donthepraiser@aol.com