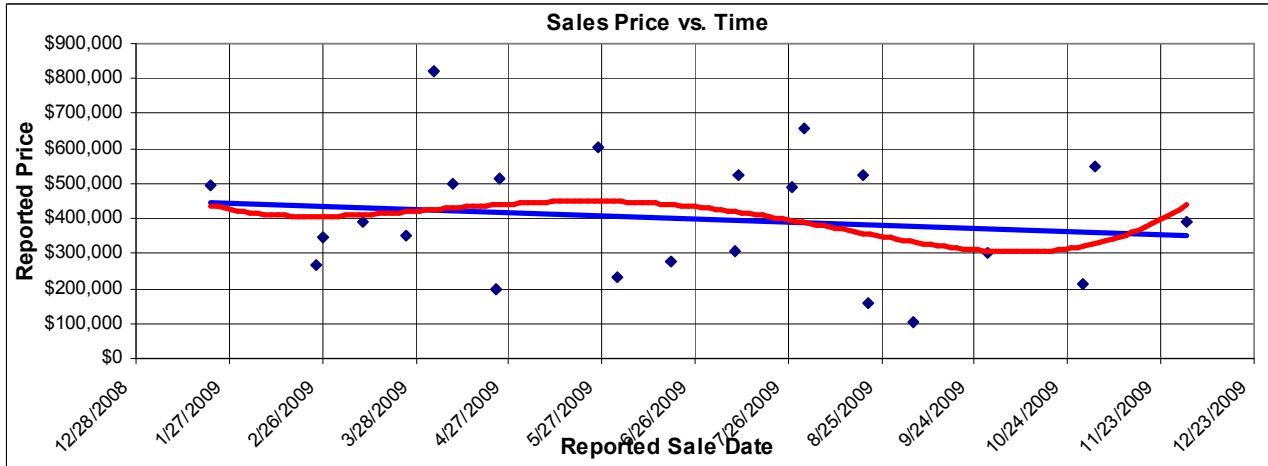
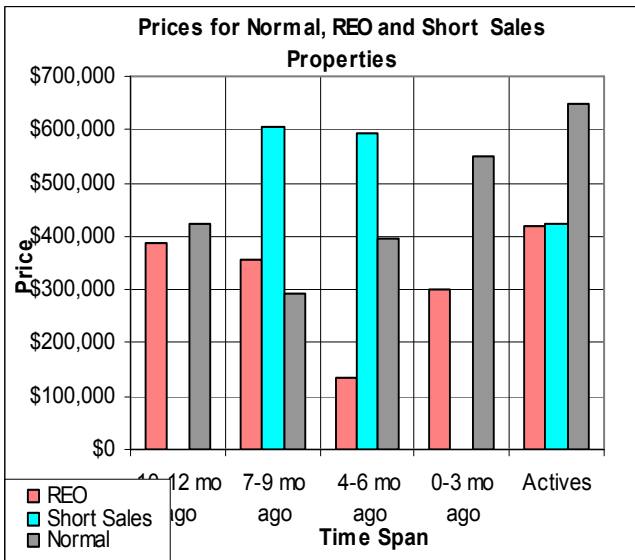
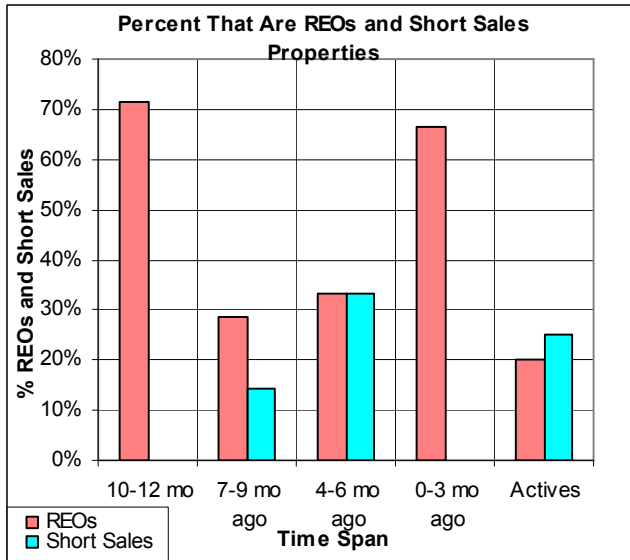


The Year 2009 in Auburn, Area 12306



This is for an average home in Auburn, area 12306. It shows all homes, including REOs and Short Sales. This indicates a decrease of value of 22% in the past year, due mainly to the REOs and Short Sales. The two tables below show an increasing number of REOs lately (pink bars), while short sales (in blue) are a small percentage of the sales. The normal sales (gray bars) on the right-hand graph show that these values have steadily decreased over the past year. The number of actives have held steady at about 20 at any one time, but the number of sales have decreased. 01/21/2010.



Don Machholz of Don's Appraisals Your Professional Appraiser

List price appraisals to help set/reset price of house for about \$250
Other types of appraisals also available

www.donsappraisals.com (530) 320-8204 donthepraiser@aol.com

Go to my web site for past issues of these handouts

Lenders: To order an appraisal go to www.appraisalconnectioncenter.com