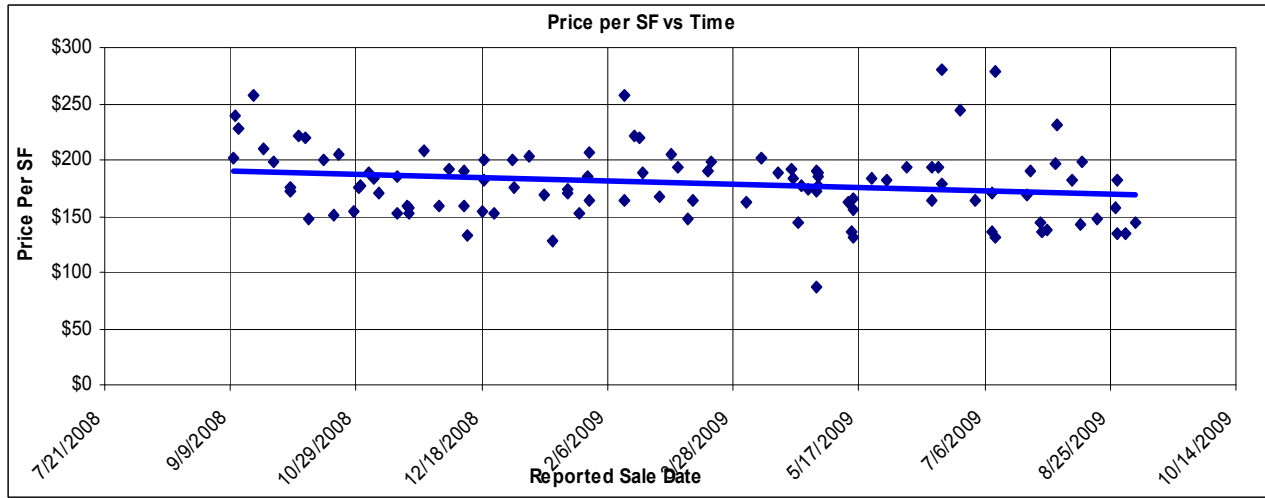
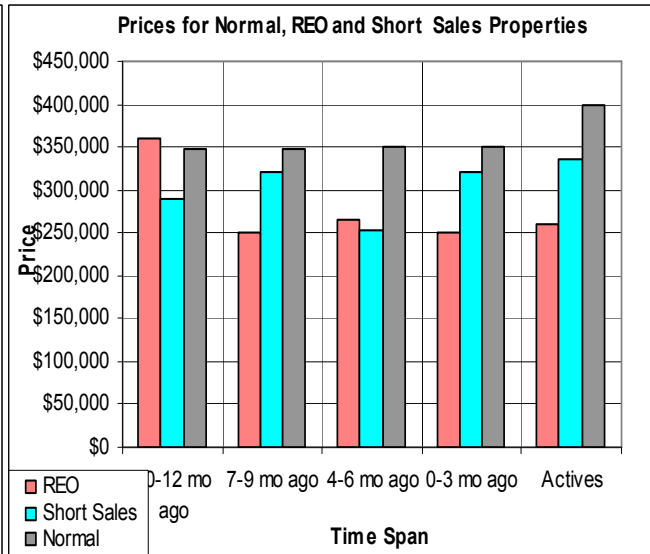
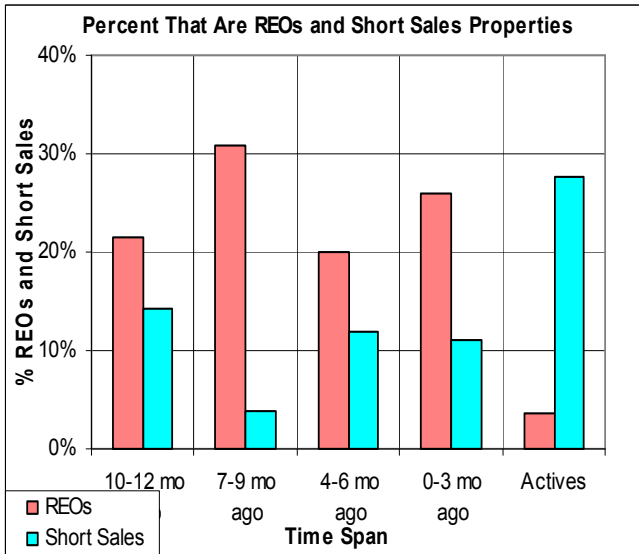


The Past Year in Auburn, Area 12301



This is for an average home in Auburn, area 12301. It shows homes of 1200 to 3000 SF, built 1975 through 2008 and on 0.1 to 10 acres. It includes REOs and Short Sales. This indicates a decrease of value of only 10% in the past year, all of this decrease is attributed to REOs and Short Sales. The two tables below show that about 30% of the sales are REOs (pink bars), while short sales (in blue) are about 10% of the sales. The normal sales (gray bars) on the right-hand graph show that these values have been remarkable consistent through the past year. 9/10/2009.



Don Machholz of Don's Appraisals

Your Professional Appraiser

Call (530) 320-8204 for graphs of other areas

List price appraisals to help set/reset price of house for about \$250

Other types of appraisals also available

www.donsappraisals.com

donthepappraiser@aol.com

Go to my web site for past issues of these handouts