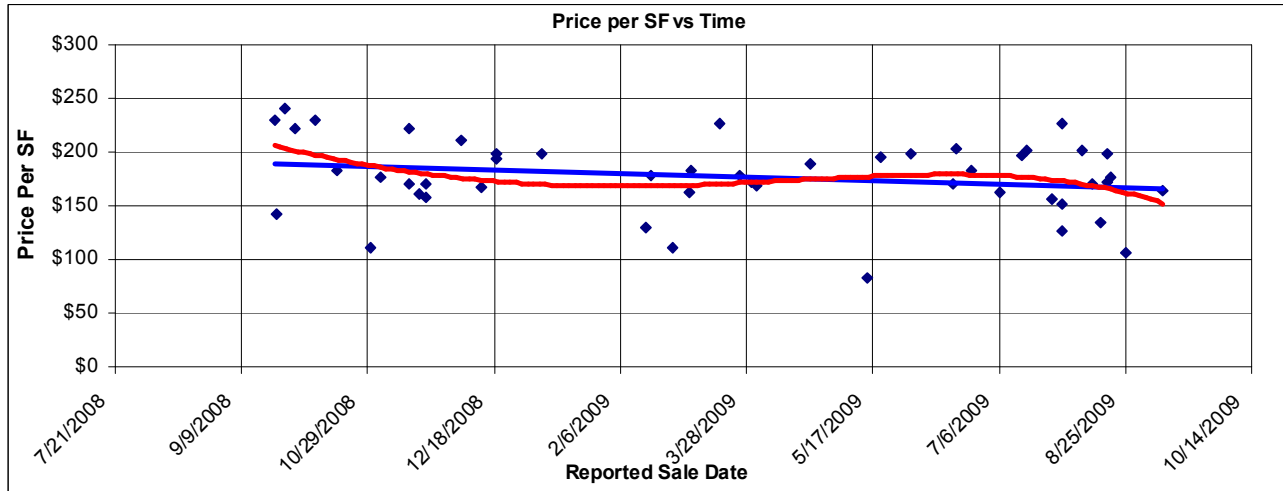
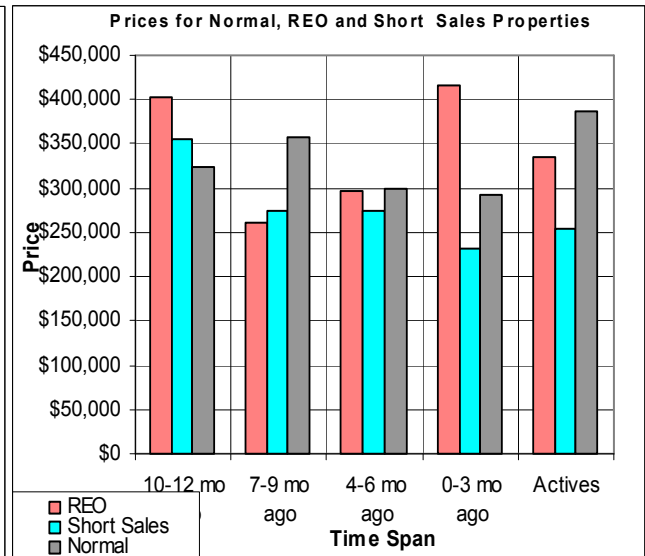
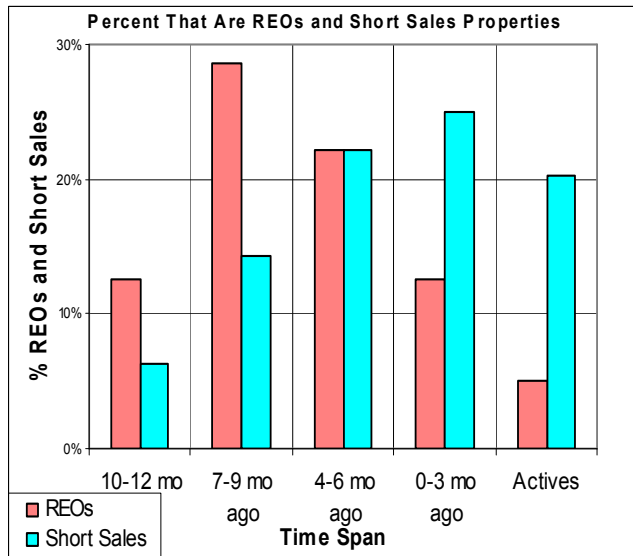


# The Past Year in Alta Sierra



This is for an average home in the Alta Sierra subdivision, south of Grass Valley. I include both REOs and Short Sales. The blue line is linear, and shows a decrease of 12% in the past year for all sales. The red line is polynomial, more sensitive to the individual data points, and shows a recent drop in prices. Other graphs (below) indicate the percentage of REOs is decreasing, while the percentage of Short Sales is increasing. Meanwhile the sale prices for normal sales and Short Sales are going down, while the prices for REOs are going up. 9/23/2009.



**Don Machholz of Don's Appraisals**

**Your Professional Appraiser**

Call (530) 320-8204 for graphs of other areas

List price appraisals to help set/reset price of house for about \$250

Other types of appraisals also available

[www.donsappraisals.com](http://www.donsappraisals.com)

[donthepappraiser@aol.com](mailto:donthepappraiser@aol.com)

Go to my web site for past issues of these handouts